

NAME: _____



Mr. Hoffman

PRINT ME



HOFFKIDS MATH QUESTIONS (HMQ)



*JUST HIT FILE and PRINT the entire document. Work on it. Bring to class!

Question #	Topic	Math Questions
To hide, do not hi-lite this row. To unhide the "top" only, hi-lite this row and one row beneath-format, font, undo hidden		
HMQ77	Ordering Fractions	<p>Order from least to greatest. Show all work; do not just pick a choice.</p> <p style="text-align: center;"> $\frac{2}{3}$ $\frac{3}{8}$ $\frac{4}{3}$ $\frac{9}{12}$ </p> <p> Ⓐ $\frac{2}{3}, \frac{3}{8}, \frac{4}{3}, \frac{9}{12}$ Ⓒ $\frac{3}{8}, \frac{2}{3}, \frac{4}{3}, \frac{9}{12}$ </p> <p> Ⓑ $\frac{3}{8}, \frac{2}{3}, \frac{9}{12}, \frac{4}{3}$ Ⓓ $\frac{2}{3}, \frac{4}{3}, \frac{3}{8}, \frac{9}{12}$ </p>
HMQ78	order fractions # line	<p> $\frac{2}{10}$ $\frac{3}{4}$ $\frac{2}{8}$  </p>
HMQ79	order fractions # line	<p>On the number line below, mark the locations of $\frac{3}{4}$, 1, and $1\frac{3}{4}$. Be sure to write the fraction below its location on the number line.</p> <p style="text-align: center;">  </p>



HOFFKIDS MATH QUESTIONS (HMQ)

*JUST HIT FILE and PRINT the entire document. Work on it. Bring to class!

Question #	Topic	Math Questions
HMQ80	order fractions # line	 <p>Part A Place a dot on the number line to show the approximate position of each fraction. Label each dot with its number.</p> <p>$\frac{7}{5}$ $\frac{2}{3}$ $\frac{9}{10}$ $1\frac{2}{5}$</p>
HMQ81	order fractions # line	<p>Place a dot on the number line to show the location of each Fraction. Write the fraction under its</p> <p>$1\frac{1}{4}$ $1\frac{3}{4}$ $\frac{3}{4}$ $\frac{1}{4}$ $\frac{2}{4}$ $\frac{5}{3}$</p> 
<p>To hide, do not hi-lite this row. To see "all rows below," hi-lite this row and 1 row above-format, font, undo hidden.</p>		